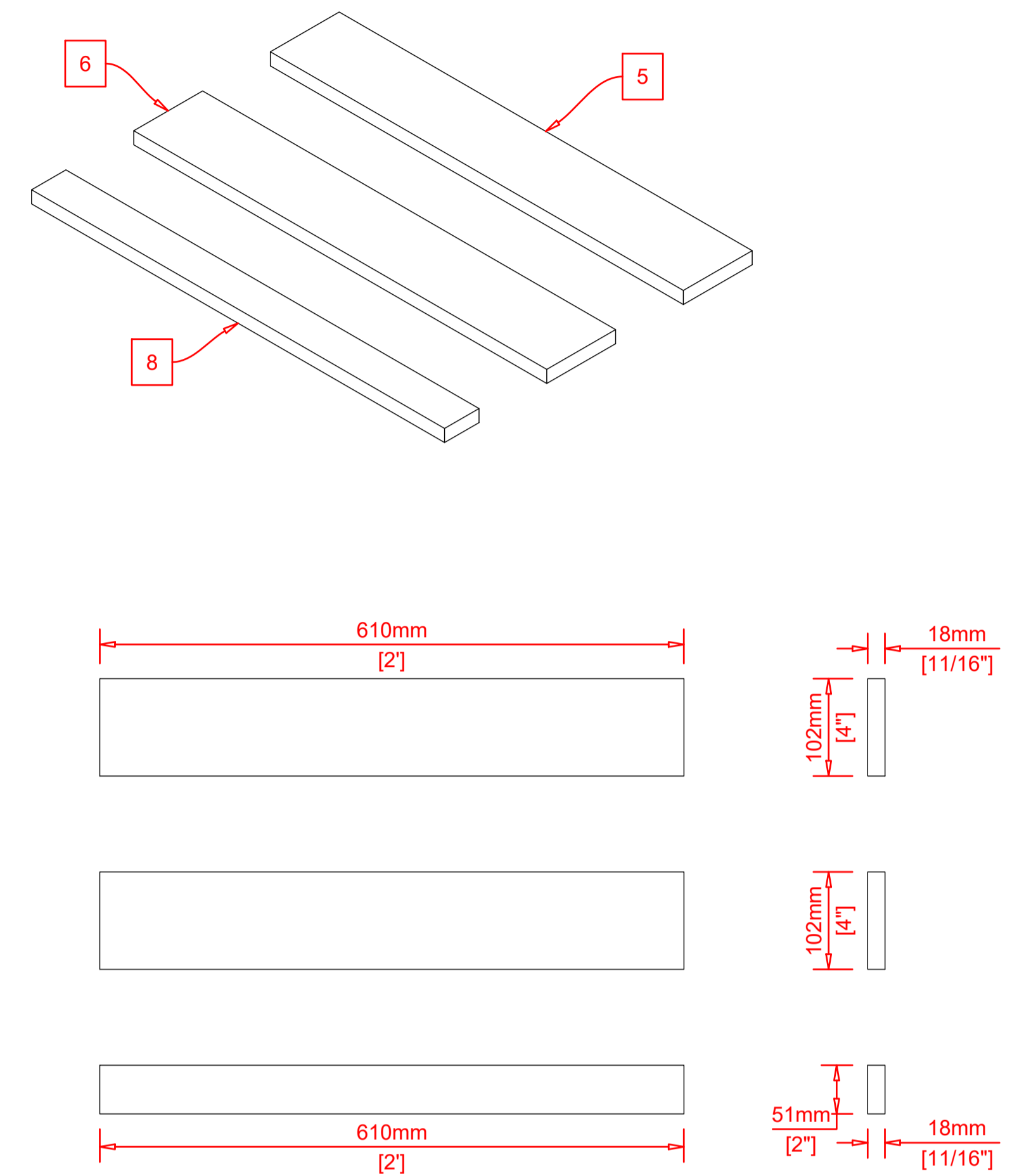

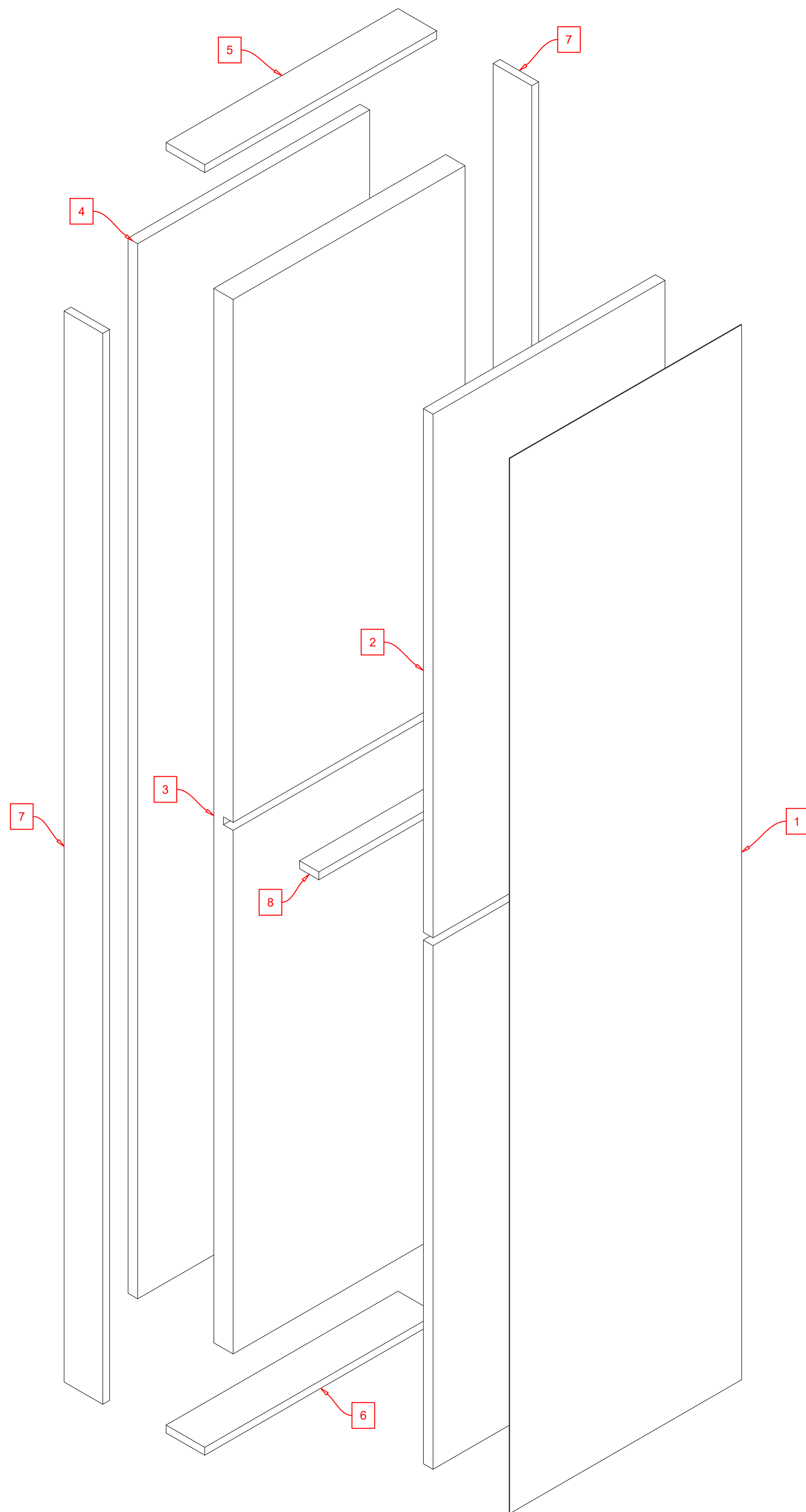


NOTE: These trap sections are not designed as 'panel's. They are incorporated into a treatment 'wall'. When building side-by-side, do NOT use two pieces of wood butted together. Use only one piece of wood to separate the sections!

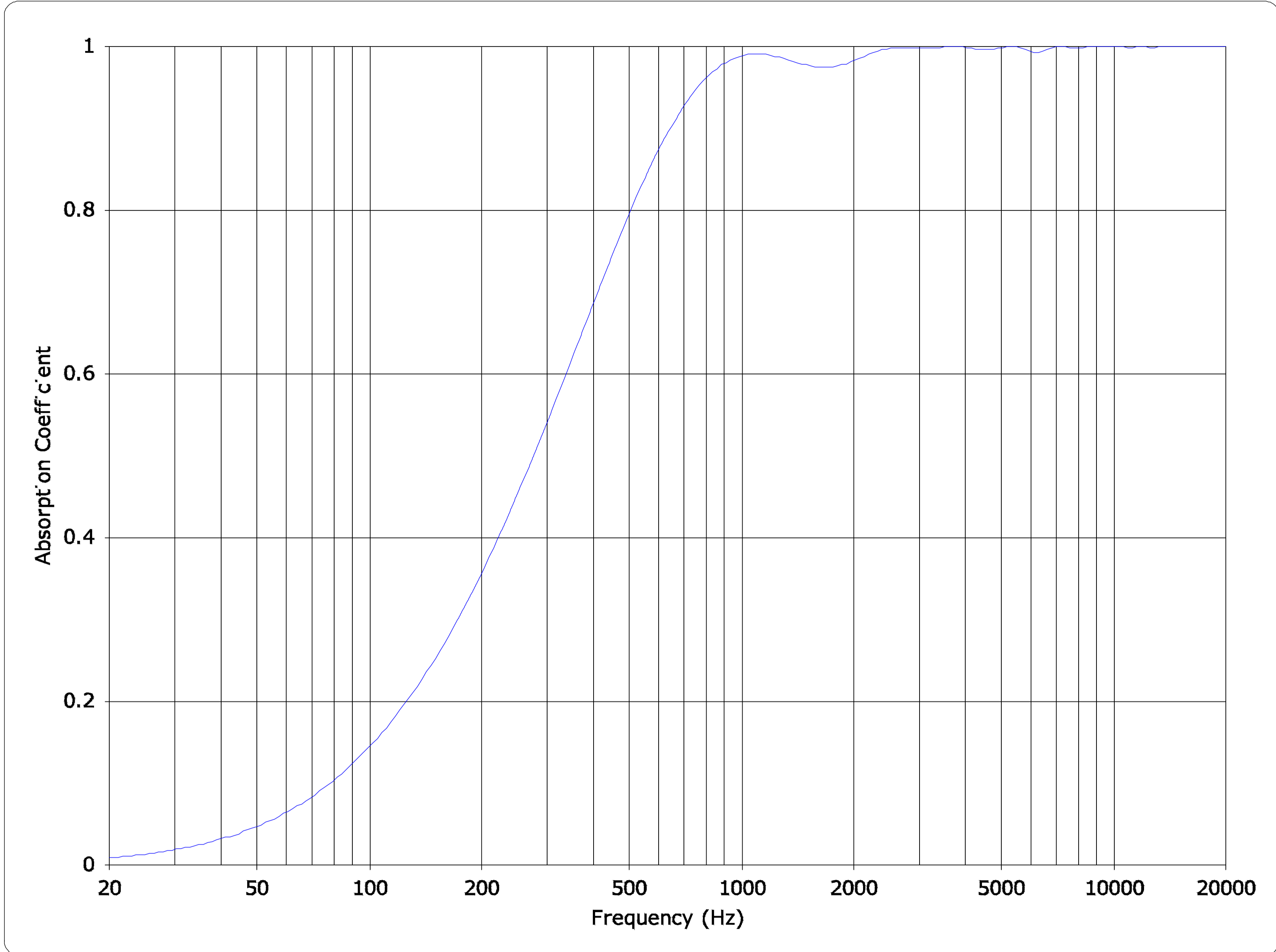
THIS DRAWING IS PROPERTY OF JH BRANDT AND AS AN INSTRUMENT OF SERVICE, MAY NOT BE ALTERED, REPRODUCED, COPIED OR USED FOR CONSTRUCTION WITHOUT THE WRITTEN PERMISSION OF JH BRANDT. © 2016 all rights reserved.

	Recording Studio, Performance Hall, & Architectural Acoustics Consultants		Project : 1150 Trap Section 4 inch	Designed By : John H. Brandt
	Summarecon Bekasi, Cluster Lotus, IA 20 Bekasi, West Java, Indonesia email: john@jbrandt.net web site: http://www.jbrandt.net	tel: +62 21 295 734 88 / +62 821 7777 1978	Client - Name & Address: ALL	Job No : 1150 Project Date: 06/28/2016



Part List		
No.	Name	Description
1	Fabric	Low GFR 'acoustic' fabric like - https://www.guilfordofmaine.com/acoustic , http://www.acoustimac.com/acoustic-insulation-materials/acoustically-transparent-fabric?limit=all , https://fabricmate.com/fabric/acoustic-fabrics , or SIMILAR. You must be able to breathe through it easily! GFR = 2000 mk/rayls
2	Polyester - Dacron	http://www.alanrichardtextiles.com/store/UD3010.html or http://www.thefoamfactory.com/accessories/dacron.html (use the medium), or SIMILAR
3	Lightweight Fiberglass	'fluffy stuff' - 10 - 15 kg/m ³ GFR = 5600 mk/rayls
4	Rockwool / Rigid Fiberglass	Rigid 40 - 50 kg/m ³ (3 pcf) GFR = 24000 mk/rayls
5	Top Frame	Use the wood of your choice. Solid wood, MDF, OSB, or Plywood - It depends on the finish that YOU require and the technique used to attach the fabric.
6	Bottom Frame	SEE ABOVE
7	Side Frame	SEE ABOVE
8	Frame Support / Blocking	SEE ABOVE

EFFECTIVE RESPONSE AT 0 DEGREE INCIDENCE



THIS DRAWING IS PROPERTY OF JH BRANDT AND AS AN INSTRUMENT OF SERVICE MAY NOT BE ALTERED, REPRODUCED, COPIED OR USED FOR CONSTRUCTION WITHOUT THE WRITTEN PERMISSION OF JH BRANDT. © 2016 all rights reserved.

<p>Recording Studio, Performance Hall, & Architectural Acoustics Consultants</p> <p><small>Summarecon Bekasi, Cluster Lotus, IA 20 Bekasi, West Java, Indonesia email: jhbr@jhbrandt.net web site: http://www.jhbrandt.net</small></p>	Project : 1150 Trap Section 4 inch		Designed By : John H. Brandt											
	Job No : 1150	Project Date: 06/28/2016	Client - Name & Address: ALL											
<table border="1" style="width: 100%; border-collapse: collapse;"> <tr><td>Order: John H. Brandt</td><td>Date: 06/28/2016</td></tr> <tr><td>Order: Brandt</td><td>Date: 06/28/2016</td></tr> <tr><td>Revision/Issue:</td><td>Date:</td></tr> <tr><td>Revision/Issue:</td><td>Date:</td></tr> </table>	Order: John H. Brandt	Date: 06/28/2016	Order: Brandt	Date: 06/28/2016	Revision/Issue:	Date:	Revision/Issue:	Date:	<table border="1" style="width: 100%; border-collapse: collapse;"> <tr><td>Scale: 1 : 5</td><td>Checked: John H. Brandt</td><td>Date: 06/28/2016</td></tr> </table>			Scale: 1 : 5	Checked: John H. Brandt	Date: 06/28/2016
Order: John H. Brandt	Date: 06/28/2016													
Order: Brandt	Date: 06/28/2016													
Revision/Issue:	Date:													
Revision/Issue:	Date:													
Scale: 1 : 5	Checked: John H. Brandt	Date: 06/28/2016												
<p><small>This drawing is to be printed on standard A4 paper (210 mm x 297 mm) at the DO NOT SCALE.</small></p>		3 of 3												